

# Data for China, Morocco ⓘ

Overview

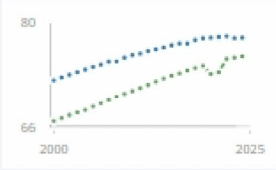
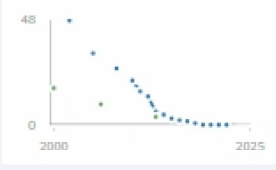
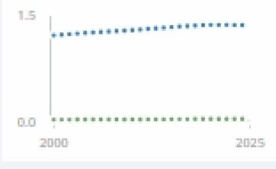
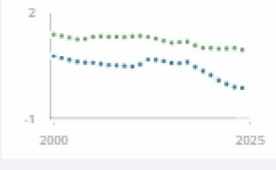

By Theme

By SDG Goal

Topic

▼


## Social


Indicator	Most recent value		Trend
Life expectancy at birth, total (years) ⓘ	China	78	
	Morocco	75 (2024)	
Poverty headcount ratio at \$3.00 a day (2021 PPP) (% of population) ⓘ	China	0.0	
	Morocco	3.7 (2022)	
Population, total ⓘ	China	1.41	
	Morocco	38,081,173 (2024)	
Population growth (annual %) ⓘ	China	-0.1	
	Morocco	1.0 (2024)	
Net migration ⓘ	China	-268,126	
	Morocco	-56,254 (2025)	

## Economic

Indicator	Most recent value		Trend
GDP (current US\$) ⓘ	China	18,743.8	
<div>current US\$ ▼</div>	Morocco	160.6 (2024 billion)	
GDP per capita (current US\$) ⓘ	China	13,303.1	
<div>current US\$ ▼</div>	Morocco	4,153.2 (2024)	

Graph, map and compare more than 1,000 time series indicators from the World Development Indicators.

 **Download**  
[CSV](#) [XML](#) [EXCEL](#)

 **DataBank**  
Explore Our DataBank

Education

Indicator	Most recent value		Trend
School enrollment, primary (% gross) ⓘ	China Morocco	100 117 (2024)	
Literacy rate, adult total (% of people ages 15 and above) ⓘ	China Morocco	97 64 (2020)	
Primary completion rate, total (% of relevant age group) ⓘ	China Morocco	103 106 (2010)	
Government expenditure on education, total (% of government expenditure) ⓘ	China Morocco	11.9 23.3 (2023)	